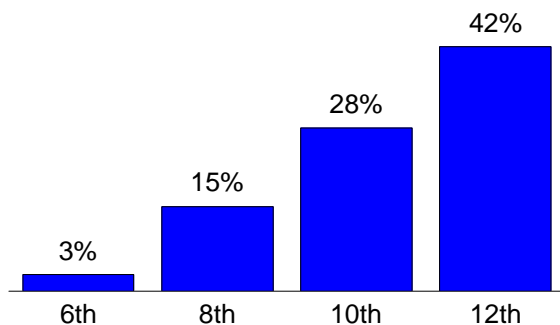


Are OUR children using alcohol?

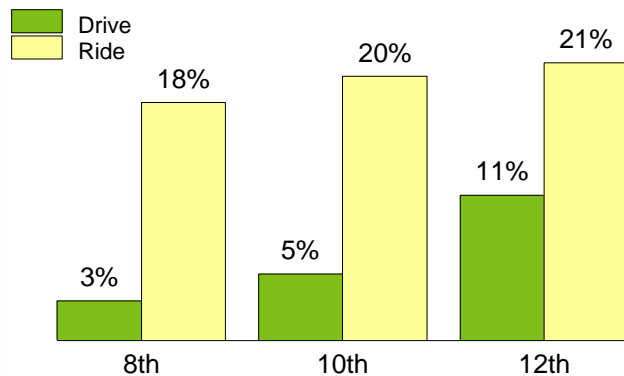
...recently?

Students who report having a drink in the past month



...while driving?

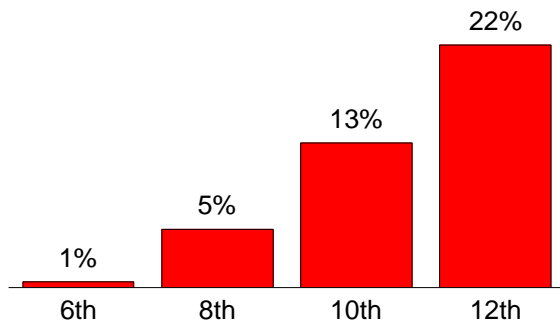
Students who report drinking and driving OR riding with a driver who had been drinking



Note: Not collected from 6th Graders

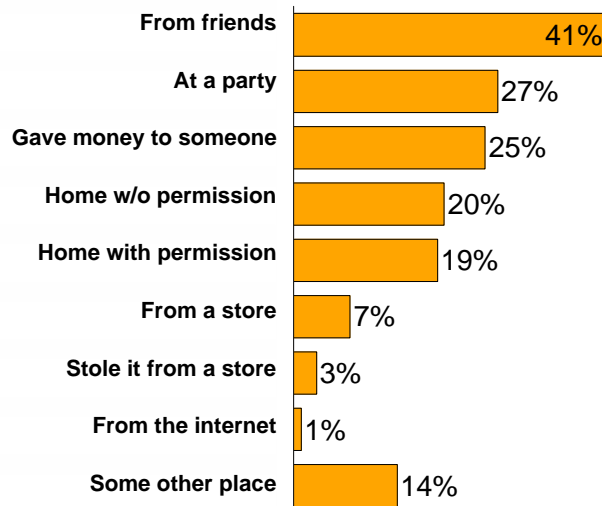
...frequently?

Students who report drinking on 3 or more days in the past month



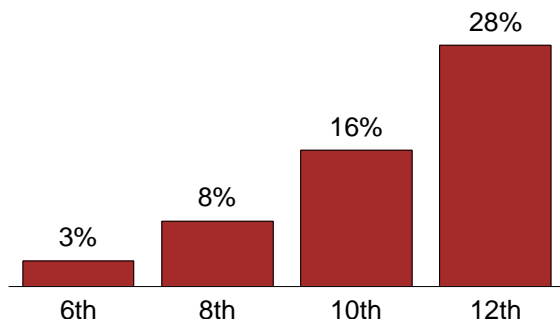
How do students get alcohol ?

Here's where 798 8th - 12th graders in the county sample obtained alcohol:



...heavily?

Students who report drinking heavily (5 or more drinks in a row) at least once in the past two weeks.



Survey results from statewide 2008 Healthy Youth Survey. ¹

surveyed in county sample:

6th - 1,831, 8th - 2,492, 10th - 2,181, 12th - 1,761

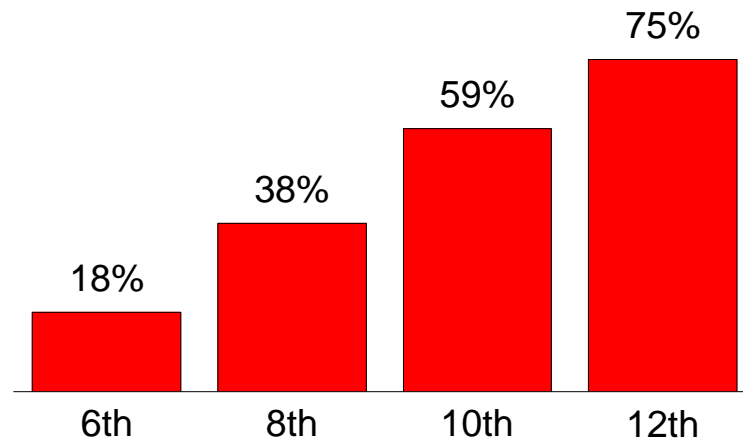


Washington State Coalition
to Reduce Underage Drinking

¹For more results from the 2008 Healthy Youth Survey, please visit www.AskHYS.net

How strong are barriers to drinking in Kitsap County?

Percent of students who think it is easy to get alcohol when they want.



Why do these numbers matter?

Studies show that:

- When teens even **think** it's easy to get alcohol they're more likely to drink more and to drink more often.
- Kids who have easy access to alcohol tend to assume that adults expect that they will drink.
- The more alcohol they can actually get their hands on, the more likely they are to drink.
- Easy access also leads to heavier teen drinking.

Communities can:

- Make alcohol harder to get.
- Convince youth that it's **not OK** to drink.
- Let adults know that their community **does not think it's OK** to provide alcohol to youth.

For information on how you and others in your community can reduce access to alcohol and change community attitudes about underage drinking, visit www.StartTalkingNow.org

